

# WELCOME TO WEST SITE

HOW TO SUPPORT YOUR CHILD AT SCHOOL?



# EPRAISE

- Epraise is an online platform which is used to show all aspects of your child's school day.
- It shows:

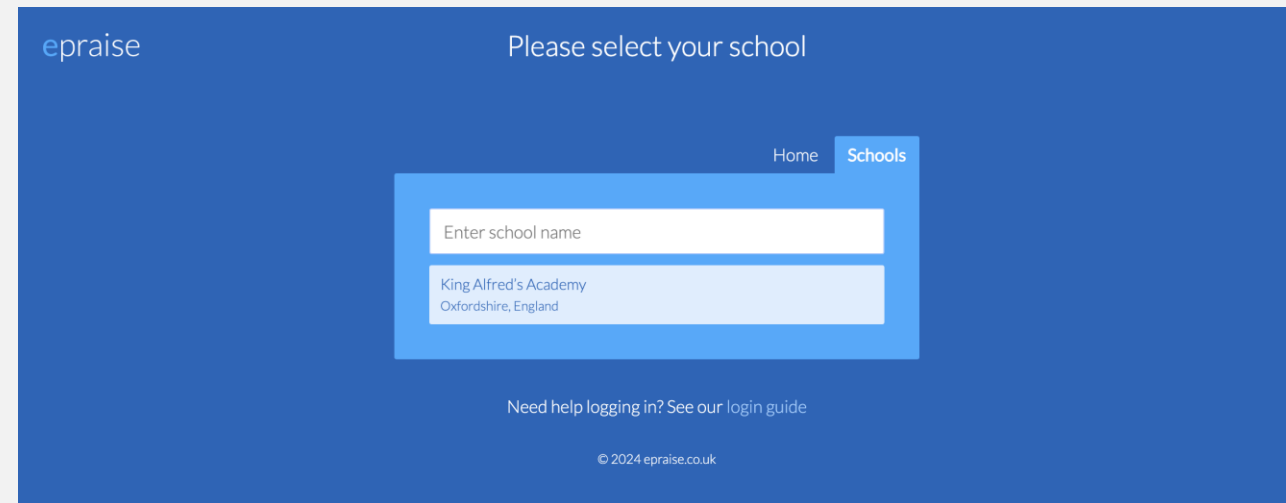
Timetable

Independent Learning

House Points and Accolades

Demerits

Interventions



The screenshot shows the Epraise website interface. At the top left is the 'epraise' logo. The main heading is 'Please select your school'. There are two navigation tabs: 'Home' and 'Schools', with 'Schools' being the active tab. Below the tabs is a search input field with the placeholder text 'Enter school name'. A dropdown menu is open, showing a search result for 'King Alfred's Academy, Oxfordshire, England'. At the bottom of the page, there is a link for 'Need help logging in? See our login guide' and a copyright notice '© 2024 epraise.co.uk'.

# HOW TO LOG IN

The image displays three overlapping screenshots of the epraise website's login process. The first screenshot shows the 'Please select your school' page with a search bar and a dropdown menu showing 'King Alfred's Academy, Oxfordshire, England'. The second screenshot shows the 'Parents' page with 'Email' and 'Password' input fields. The third screenshot shows the 'Log in' page with 'Username' and 'Password' input fields, a 'Keep me logged in' checkbox, and a 'Log in with Microsoft' button.

○ Step 1:  
Select school

○ Step 2:  
Insert email address you  
have provided us with,  
leaving password empty

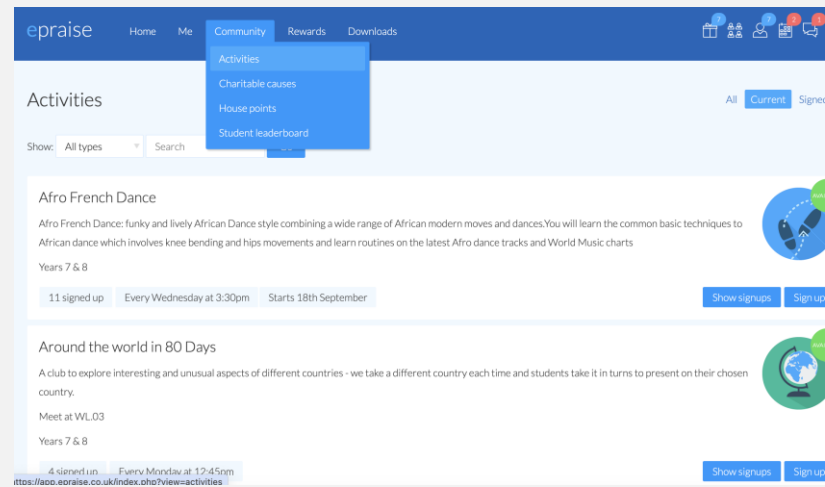
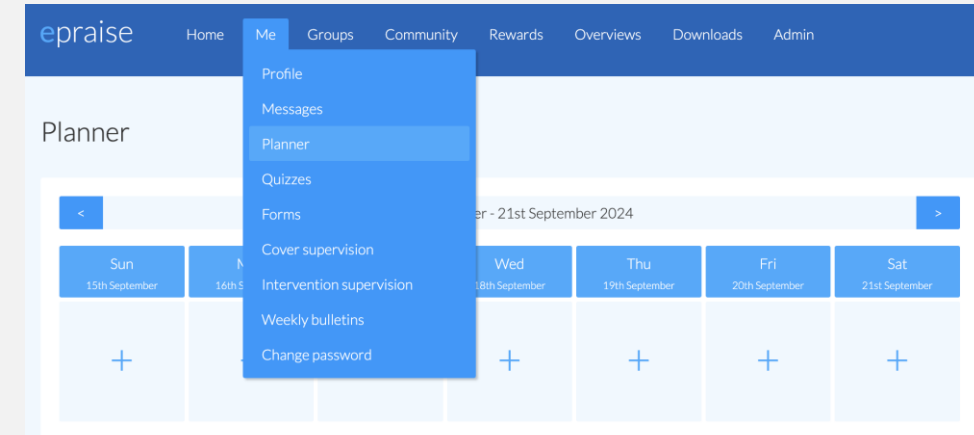
○ Step 3:  
Your child will need to log in use the Log in with Microsoft  
button, using school email and password

# STUDENT USE

Students can use epraise out of school for the following reason:

- Check their timetable
- Check their independent learning via the planner
- Check their house points
- Check their demerits
- Check their interventions

They can also use it to sign up to KA Klubs via Community, Activities



The image shows the epraise Timetable interface. It displays a grid of lessons for various year groups and subjects. The columns represent days of the week (Mon 16th, Tue 17th, Wed 18th, Thu 19th, Fri 20th) and the rows represent different year groups and subjects. Each cell in the grid contains the year group, subject, teacher, and lesson code. For example, on Monday 16th, there are lessons for 8c/W/PSHCE (Mr D King), 8cd/Te3 (Mrs K Atkins), 8c/Ge1 (Mr R Golding), 8c/En1 (Ms R Crowley), and 8c/Ar1 (Miss K Dixon). The lessons are color-coded by subject: Science (green), English (teal), Geography (light blue), PE (yellow), Music (orange), History (red), Personal Development (red), Maths (pink), Drama (purple), French (purple), Tech (blue), Spanish (light blue), PE (pink), Science (green), and Ethics and Philosophy (yellow).

Day	Year Group / Subject	Teacher	Lesson Code	Time
Mon 16th	8c/W/PSHCE PSHCE	Mr D King	WS.01L	09:05 - 10:04
Mon 16th	8cd/Te3 Tech	Mrs K Atkins	WH.15	10:25 - 11:24
Mon 16th	8c/Ge1 Geography	Mr R Golding	WH.15	11:30 - 12:29
Mon 16th	8c/En1 English	Ms R Crowley	WE.01	13:20 - 14:14
Mon 16th	8c/Ar1 Art	Miss K Dixon	WA.02	14:20 - 15:14
Tue 17th	8c/Sc1 Science	Mr S Crocker	WS.04L	08:45 - 10:04
Tue 17th	8c/En1 English	Ms R Crowley	WE.01	10:25 - 11:24
Tue 17th	8cd/Pe2F PE	Miss T Hendon	WA.03	11:30 - 12:29
Tue 17th	8c/Mu1 Music	Ms S Mullington	WH.13	13:20 - 14:14
Tue 17th	8c/Hi1 History	Mr J Konarski	WH.13	14:20 - 15:14
Wed 18th	8c/Dv1 Personal Development	Mr R Packham	WL.05	08:45 - 10:04
Wed 18th	8c/Ma1 Maths	Mr M Taylor	WE.02	10:25 - 11:24
Wed 18th	8c/Dr1 Drama	Ms E Beasley	WA.05W	11:30 - 12:29
Wed 18th	8c/Fr1 French	Miss C Colas	WL.03	13:20 - 14:14
Wed 18th	8cd/Te3 Tech	Mrs K Atkins	WT.04W	14:20 - 15:14
Thu 19th	8c/En1 English	Ms R Crowley	WE.01	09:05 - 10:04
Thu 19th	8c/Es1 Spanish	Miss S Rion	WL.02	10:25 - 11:24
Thu 19th	8c/Ma1 Maths	Mr M Taylor	WM.05	11:30 - 12:29
Thu 19th	8c/Sc1 Science	Mr S Crocker	WS.04L	13:20 - 14:14
Thu 19th	8cd/Pe2F PE	Miss J Lamb	WT.04W	14:20 - 15:14
Fri 20th	8c/Cm1 Computer Science	Mr J Vallyly	WH.01C	08:45 - 10:04
Fri 20th	8c/Ma1 Maths	Mr M Taylor	WM.05	10:25 - 11:24
Fri 20th	8c/E11 Ethics and Philosophy	Ms G Cole	WE.03	11:30 - 12:29
Fri 20th	8c/Sc1 Science	Mr S Crocker	WS.04L	13:20 - 14:14
Fri 20th	8cd/Pe2F PE	Miss E Frost	WT.04W	14:20 - 15:14

# STUDENT USE

The messaging functions allows staff such as Tutors, Student Managers, Heads of Year to send a message to either individuals, groups or the whole year.

Your child can also use it to message these staff should they require support. This could be for bullying, friendship issues or general wellbeing.

The screenshot displays the epraise messaging interface. At the top, there is a navigation bar with the epraise logo and links for Home, Me, Community, Rewards, and Downloads. On the right side of the navigation bar, there are several notification icons: a gift icon with a '7' badge, a group of people icon with a '7' badge, a calendar icon with a '2' badge, and a speech bubble icon with a '1' badge. Below the navigation bar, the main content area is titled 'Messages'. On the right side of this area, there are three tabs: 'Active' (selected), 'Archived', and 'All'. Below the tabs, there is a search bar with the placeholder text 'Search by subject or content' and a 'Go' button. The main content area contains a list of messages. Each message entry includes the subject, the sender's name and role, the year, and the time since the message was sent. The messages are: 1. 'Creature Fest' sent by Ms P Stokell (KAAEP) to Year 8, 3 hours ago. 2. 'SIGN UP! The Sir Christopher Ricks Talk 2024' sent by Ms P Stokell (KAAEP) to Year 8, 4 days ago. 3. 'Yondr Pouches FAQs' sent by Miss L Avis (Modern Foreign Languages) to Year 8, 5 days ago. 4. 'Reading loyalty card raffle' sent by Mrs A Visser-Furay (English) to Year 7, 1 month ago.

Message Subject	Sender	Year	Time Ago
Creature Fest	Ms P Stokell (KAAEP)	Year 8	3 hours ago
SIGN UP! The Sir Christopher Ricks Talk 2024	Ms P Stokell (KAAEP)	Year 8	4 days ago
Yondr Pouches FAQs	Miss L Avis (Modern Foreign Languages)	Year 8	5 days ago
Reading loyalty card raffle	Mrs A Visser-Furay (English)	Year 7	1 month ago

# RECOGNITION AND REWARDS

## Points

Awarded by	Value	Subject	Category	Sub-category	Comments	Date
Mr J Valley	1	Computer Science	House points	CP5 : Knowledge	-	13th September 2024
Ms E Beasley	1	Drama	House points	CP5 : Knowledge	Excellent leadership in Drama today Flair - well done	11th September 2024
Ms R Crowley	1	English	House points	CP5 : Knowledge	Great contribution to the discussion during our English lesson.	10th September 2024
Mr S Crocker	1	Science	House points	CP5 : Knowledge	compounds quiz	10th September 2024
Miss C Colas	1	French	House points	CP1 : Responsibility	very good contribution	10th September 2024
Mr J Valley	1	Computer Science	House points	CP4 : Curiosity	Engaged with lesson	6th September 2024
Miss C Colas	1	French	House points	CP1 : Responsibility	v good contribution in French	4th September 2024

## Accolades



Achievements (6/66)



epraise

[Home](#)
[Me](#)
[Community](#)
[Rewards](#)
[Downloads](#)

Shop
Wish list
Suggestions

My purchases
Shop
Prize draws

Shop

Show: All items Most expensive first

**£25 Amazon voucher raffle ticket**

Students who have received 100 House Points can redeem their points to be entered into the raffle for the £25 Amazon voucher. The next raffle will be drawn at the end of Term 6.

100pp Currently unavailable

**£5 Costa voucher**

**KS3 Film Afternoon**

Students who have received 60 House Points can redeem this prize. The next film afternoon will be at the end of Term 6.

60pp Sold out Wish list

**KS3 PE Afternoon**

Students who have received 60 House Points can redeem this prize. The next PE afternoon will be at the end of Term 6.

60pp Currently unavailable

**Non-Uniform Day**

Students who receive 60 House Points can redeem their points for this prize. The next non-uniform day will be at the end of Term 6. The last day to purchase this reward is Wednesday 17th July.

60pp Currently unavailable

**KS3 Free Chips**

Students who receive 50 House Points can redeem their points for this prize. If purchased, voucher to be collected on Week 2 Friday morning from Ms Avis at break.

# CHARACTER AWARD SCHEME

The Character Award Scheme is all about developing your child in other aspects of the life.

When students have achieved 10 challenges from the colour in which they are working towards then they will be invited to a celebration evening.

They will be given a pin badge and certificate in recognition of their hard work.

This can be found via the school website so you can support your child with achieving these challenges.

**KA KINGALFRED'S**  
OPPORTUNITY FOR ALL  
CHARACTER DEVELOPMENT AWARD SCHEME



B01	Participate in an elective for one termly cycle	Elective staff	S01	Participate in electives for two termly cycles	Elective staff	G01	Participate in a revision based elective for at least one term	Elective staff
B02	Become an active School Community Leader for one year	HOH	S02	Take on a lead role as a School Community Leader for multiple years	HOH	G02	Take on a lead role as a School Community Leader across multiple subjects	HOH
B03	Regularly engage in tutor time discussions around School Improvement	HOH	S03	Take on a Tutor Lead role as a School Improvement Leader	HOH	G03	Take on a Year Lead role as a School Improvement Leader	HOH

Achievements (6/66)



# BEHAVIOUR TRACKING

Epraise is used by the pastoral team to monitor and track behaviour so that we can put in place necessary interventions.

But can also be used by yourself to monitor and track.

Some demerits come with certain sanctions:

Late to Lesson – Lunchtime Detention Next Day

Uniform – Lunchtime Detention Next Day

R2 Removal from Class – Afterschool Detention Next Day until 4pm

R3 Refusal to Cooperate – Afterschool Detention Next Day until 5pm

If students do not attend detentions, they will be escalated according to our school policy.

Given by	Value	Category	Subject	Intervention	Date
Mrs K Odiasie	1	Late to school (Responsibility)	Other	-	11th September 2024
Ms E Beasley	1	Uniform (Responsibility)	Drama	West Lunchtime Detention	4th September 2024

# PARENT INVOLVEMENT

Epraise is an excellent tool to support your child at school.

You will be able to see all your children's profiles via My Children

You will be able to see:

House points

Demerits

Timetable

Independent Learning

We'd highly encourage you to have conversations with your child at home to help support a successful experience of school.

The screenshot displays the Epraise website interface. At the top, there is a navigation bar with the 'epraise' logo and links for Home, Me, My children, Community, Rewards, and Help. A dropdown menu for 'My children' is open, showing a 'View all' option. Below the navigation bar, there are several tabs: Points, Demerits, Interventions, Attendance, Timetable, Assessment, Documents, and Classnotes. The 'Demerits' tab is selected, showing a 'Demerit count' of 2. Below this, there is a table of points awarded:

Awarded by	Value	Subject	Category	Sub-category	Comments	Date
Mr J Vallely	1	Computer Science	House points	CP5: Knowledge	-	13th September 2024
Ms E Beasley	1	Drama	House points	CP5: Knowledge	Excellent leadership in Drama today Flair - well done	11th September 2024
Ms R Crowley	1				Great contribution to the discussion during our English	
Mr S Crocker	1					
Miss C Colas	1					
Mr J Vallely	1					
Miss C Colas	1					

Below the points table, there is a 'Planner' section. It features a navigation bar with the same links as the top. A dropdown menu for 'My children' is open, showing 'View all', 'Planner', and 'Record of achievement'. The planner shows a calendar for the period from 15th September to 21st September 2024. The calendar grid shows activities for Tuesday (17th September) and Wednesday (18th September):

Sun	Mon	Tue	Wed	Thu	Fri	Sat
15th September	16th September	17th September	18th September	19th September	20th September	21st September
		Extra-curricular KA's Dance Performance Team -	Food and Nutriti... Pasta making			

THANK YOU

